

# Encoder Cables and Connectors

## Cable Assemblies

Photocraft supplies standard and custom cable assemblies for all encoders. A standard cable consists of 10 feet (3 meters) of multiconductor, shielded cable, a connector that mates with the encoder on one end, and stripped and tinned leads on the other end. Cable specifications are shown below. For example, 3 conductor cable is Belden 8771 or equivalent. Standard cable assemblies use MIL-C-5015 style circular connectors, 16mm circular connectors, 12mm circular (M12) connectors, or D-subminiature connectors depending on the encoder model. Others connectors and cable lengths are available.

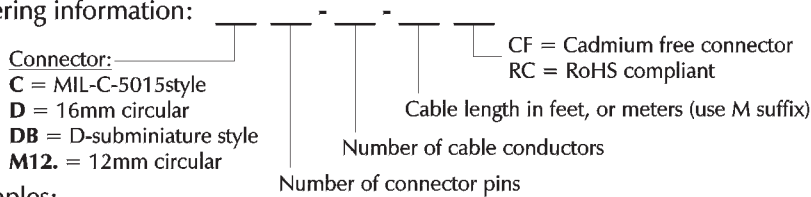
Cable specifications:

- Multi-conductor
- Overall foil shielded with drain wire
- PVC jacket
- Stranded conductors (7 x 30 typically)
- Wire gage: 22 (3 or 4 conductor)  
24 (5 or more conductor)



Encoders that are CE marked require specially constructed cables that include EMI foil shielding visible at the cable clamp. Use of other cables voids the CE mark. CE marked encoders also include cadmium-free connectors to meet European environmental requirements.

Ordering information:



Examples:

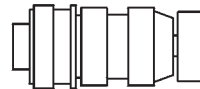
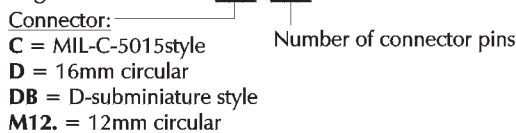
- **C3-3-10** is a 3-pin MIL-C-5015 style circular connector, with 10 feet of 3 conductor cable.
- **DB9-5-6M** is a 9-pin D-sub style connector, with 6 meters of 5 conductor cable.

## Connectors

Connectors without cable are available. Connectors are supplied with all necessary hardware.

*Note: use of a non-Photocraft cable assembly voids the CE mark.*

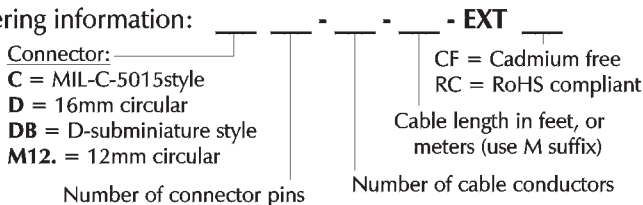
Ordering information:



## Extension Cables

Extension cables consists of a cable assembly with the encoder mating connector (socket) on one end and a plug that will mate with another cable assembly on the other end.

Ordering information:



602 E. North Street  
 Elburn, IL 60119, USA  
 www.photocraftencoders.com

630-365-7148  
 Fax: 630-365-7149